




Tips & Techniques

Soldering two wires together in an awkward place



Rev D 07 Mar 2020


Soldering wires together in the foot well is awkward and difficult if trying to heat the wire with a soldering iron in one hand, applying the solder with the other, and keeping the wire together.

The following technique simplifies the task.

CAUTION: A soldering iron's tip and shaft become very hot and can cause burns if touched.

1. Strip back 1.5cm to expose the conductors

If using heat shrink to protect the joint, slide it down a wire now



2. Twist together the ends



3. Wrap some solder around the conductors




4. Trim solder



5. Heat joint



Solder melts down the wire as heat is applied.



6. Final joint



Protect the exposed joint

1. Turn back one wire



2. Protect with electrical tape;



or heat-shrink



END



ABN 95 625 092 091

Tea Tree Gully, South Australia

Online Shop www.mm4x4.com.au Email enquiries@mm4x4.com.au Mobile 0423 59 10 10